SHEET Nº 1

PLAN Nº 1977

FOR THE IMPROVEMENT OF

EIGHTH STREET

BETWEEN
60.50 FEET EAST OF THE ℄ OF
WESTERN AVENUE & MUSCOTT STREET

IN THE

CITY OF SAN BERNARDINO
CALIFORNIA

SEPTEMBER 1951

R.D. FORSYTHE
City Engineer

PLAN ADOPTED October 22, 1951

Oct 23, 1951

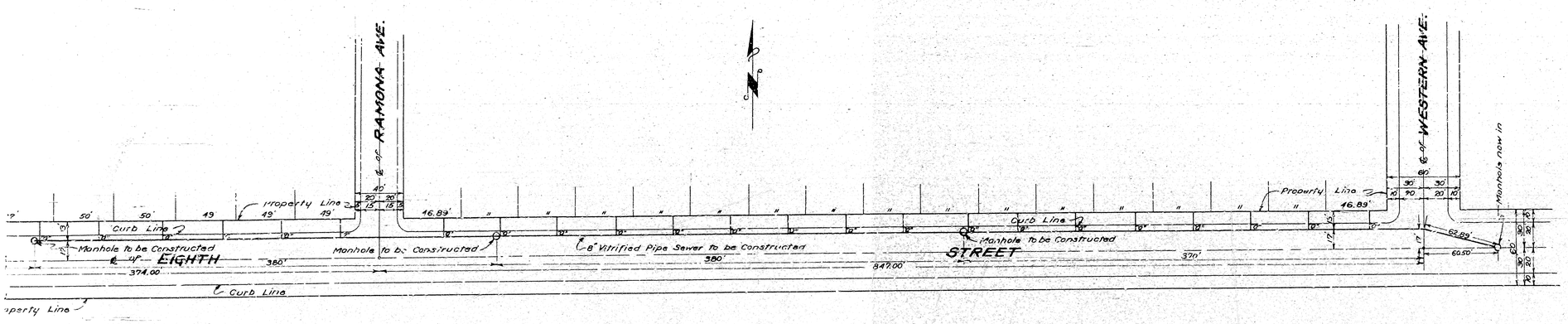

PLAN
Scale 1" = 40'



NOTE

All Vitrified Pipe Connecting Sewer shall be constructed on an upward grade of two per cent from the Main Sewer and shall extend from the Main Sewer to the Property Line.

PROFILE LEGEND

Approximate Present Surface of Ground 17' North of ℄ Shown by Black Line thus, — —
Flow Line of Sewer To be Constructed Shown by Red Line thus, — — —

LEGEND

"or in means inch or inches
"or ft means foot or feet
Nº means number
℄ means Center Line
El. means Elevation
6" Vitrified Pipe Sewer To be constructed shown thus, — — —

SHEET Nº 1

PLAN Nº 1977

FOR THE IMPROVEMENT OF

EIGHTH STREET

BETWEEN
60.50 FEET EAST OF THE ℄ OF
WESTERN AVENUE & MUSCOTT STREET

IN THE

CITY OF SAN BERNARDINO
CALIFORNIA

SEPTEMBER 1951

R.D. FORSYTHE
City Engineer

PLAN ADOPTED October 22, 1951

Oct 23, 1951

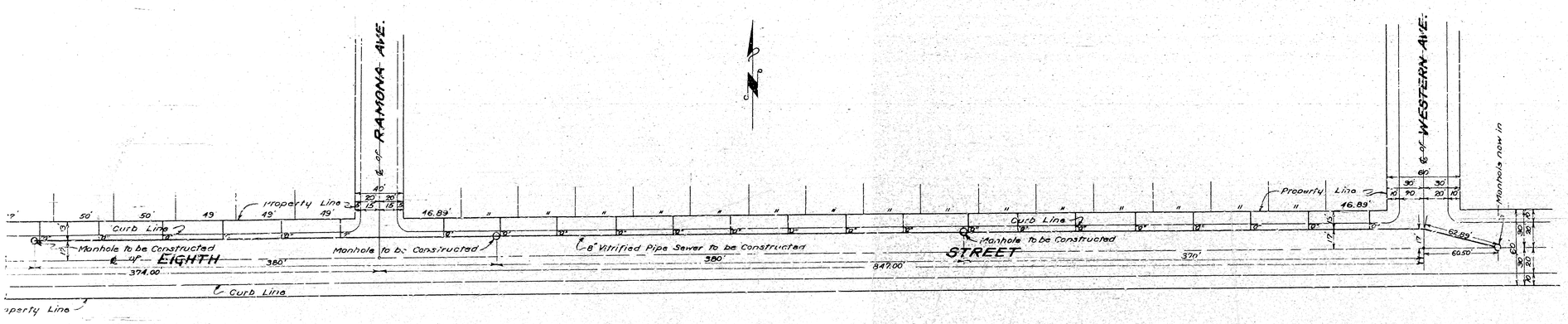

PLAN
Scale 1" = 40'



NOTE

All Vitrified Pipe Connecting Sewer shall be constructed on an upward grade of two per cent from the Main Sewer and shall extend from the Main Sewer to the Property Line.

PROFILE LEGEND

Approximate Present Surface of Ground 17' North of ℄ Shown by Black Line thus, — —
Flow Line of Sewer To be Constructed Shown by Red Line thus, — — —

LEGEND

"or in means inch or inches
"or ft means foot or feet
Nº means number
℄ means Center Line
El. means Elevation
6" Vitrified Pipe Sewer To be constructed shown thus, — — —